

TITAN

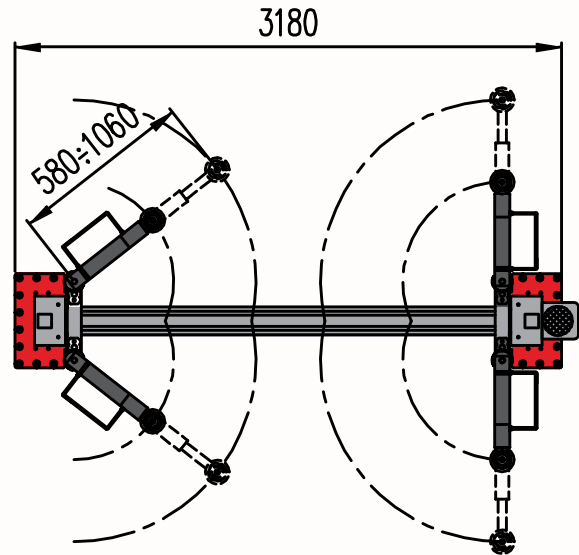
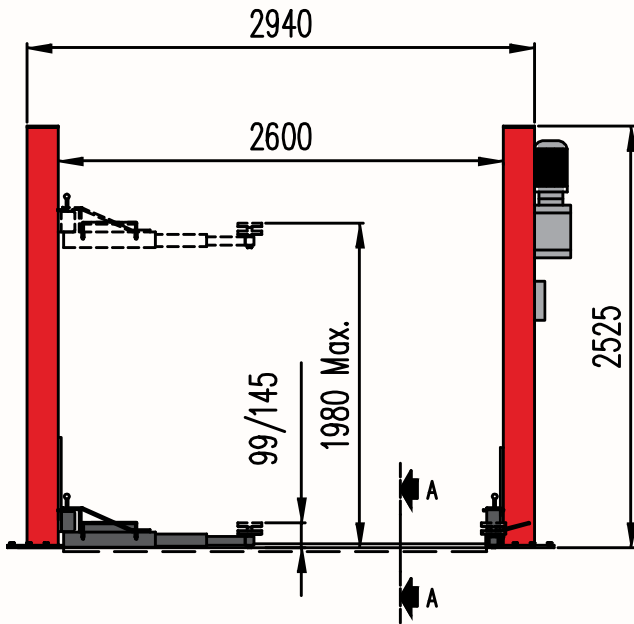
PI 232 F - PI 232 FI
PI 232 BC - PI 232 R



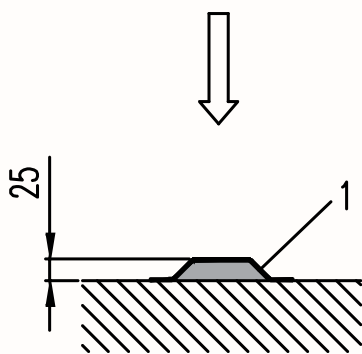
automotive service equipment



TITAN PI 232 F - TITAN PI 232 FI

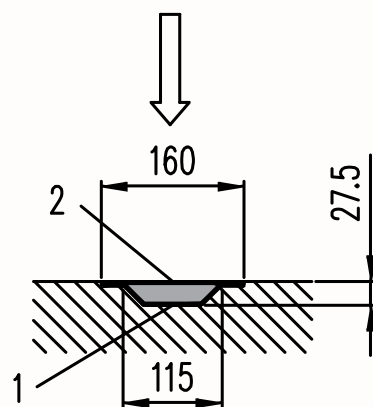


TITAN PI 232 F



Sez. A-A Canalina a pavimento ("sopra pavimento")
Sez. A-A Floor channel ("on the floor")

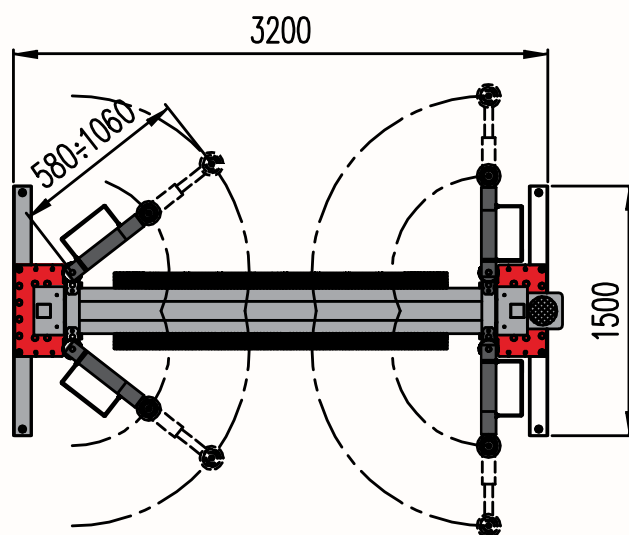
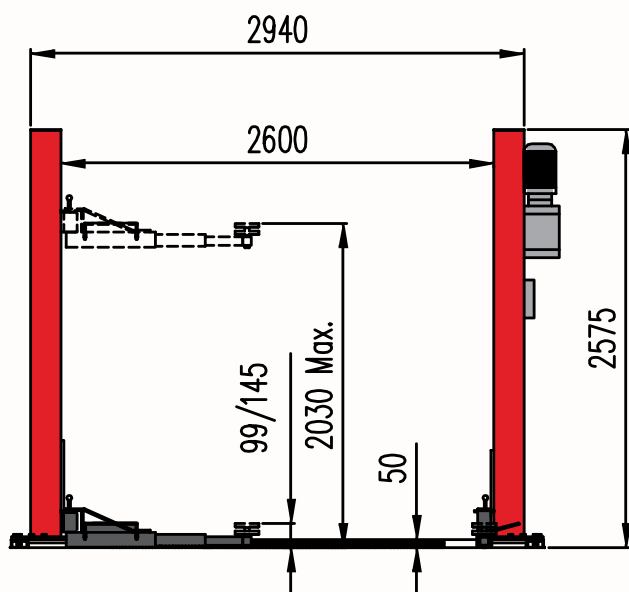
TITAN PI 232 FI



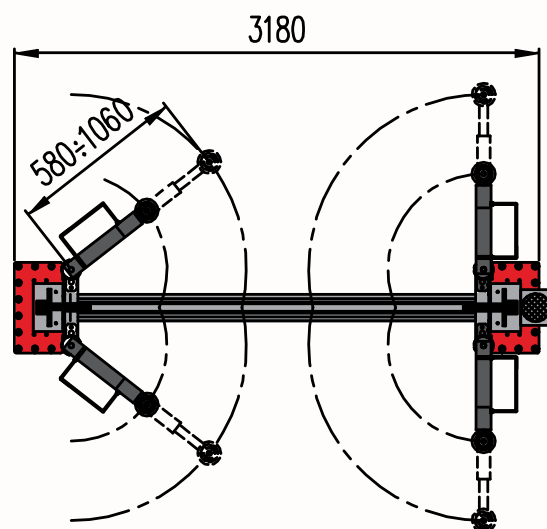
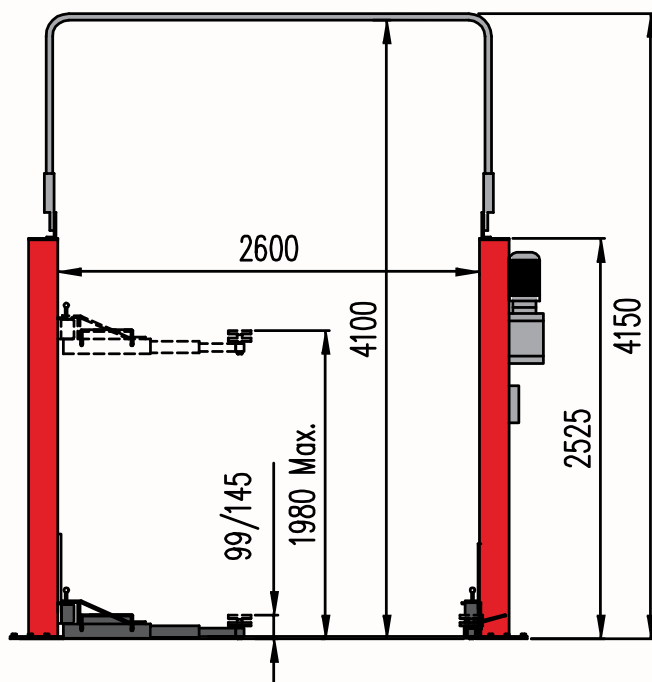
Sez. A-A Canalina a pavimento ("ad incasso")
Sez. A-A Floor channel ("embedded")

TITAN PI 232 BC

Versione con basamento *Version with base*



TITAN PI 232 R



Dati tecnici	Technical data	Technische Daten	Données techniques	Datos Técnicos	Especificações Técnicas	
Portata max.	Max capacity	Tragfähigkeit max.	Portée max.	Capacidad màxima	Capacidade max	3200 kg
Tempo di salita	Lifting time	Hubzeit	Temps de montée	Tiempo de subidar	Tempo de subida	30 s
Tempo di discesa	Lowering time	Senkzeit	Temps de descente	Tiempo de bajada	Tempo de descida	34 s
Potenza motore	Electric motor power	Motorleistung	Puissance du moteur	Potencia motor	Potência do motor	2,6 kW (400V 3ph 50Hz)
Alimentazione	Power supply	Stromversorgung	Alimentation	Alimentación	Alimentação	230-400V 3ph 50-60Hz 230V 1ph 50Hz
Tensione circuito dei comandi	Control circuit tension	Steuerspannung	Tension du circuit des commandes	Tensión circuito de mandos	Tensão do circuito dos comandos	24 V

4 bracci simmetrici ribassati a 3 sfili / 4 support arms with 3-section / 4 3-teilige Teleskoparme / 4 bras à 3 positions / 4 brazos de 3 etapas / 4 braços de 3 fases

Per i dati tecnici d'installazione, caratteristiche del suolo, carichi trasmessi a terra e tipo di ancoraggi fare riferimento alla pagina "Sollevatori" nel sito www.mondolfoferro.it.

Accessori Accessories **Accessoires** Zusätze **Accesorios** Acessórios

IT A richiesta

- Serie prolungha tamponi
- Tamponi a forbice
- Pompa manuale di emergenza

FR Sur demande

- Série de rallonge tampons
- Ciseaux tampon
- Pompe manuelle d'urgence

UK On request

- Set of extension pads
- Mini scissor pad
- Emergency hand pump

ES Opcionales

- Serie de alargador tampones
- Tampón el apoyo a tijera
- Bomba manual de emergencia

DE Sonderzubehör

- Set mit Auflagekissen
- Mini Schere pad
- Manuelle Notpumpe

PT Opcionais

- Conjunto extensão tampão
- Tampão com o apoio do pinça
- Bomba manual de emergência

PATENTED

TITAN

PI 232 BC - PI 232 R



- Supporto tampone miniforbice (a richiesta)
- Mini scissor pad (on request)
- Mini Schere pad (Sonderzubehör)
- Ciseaux tampon (sur demande)
- Tampón el apoyo a tijera (opcional)
- Tampão com o apoio do pinça (opcional)